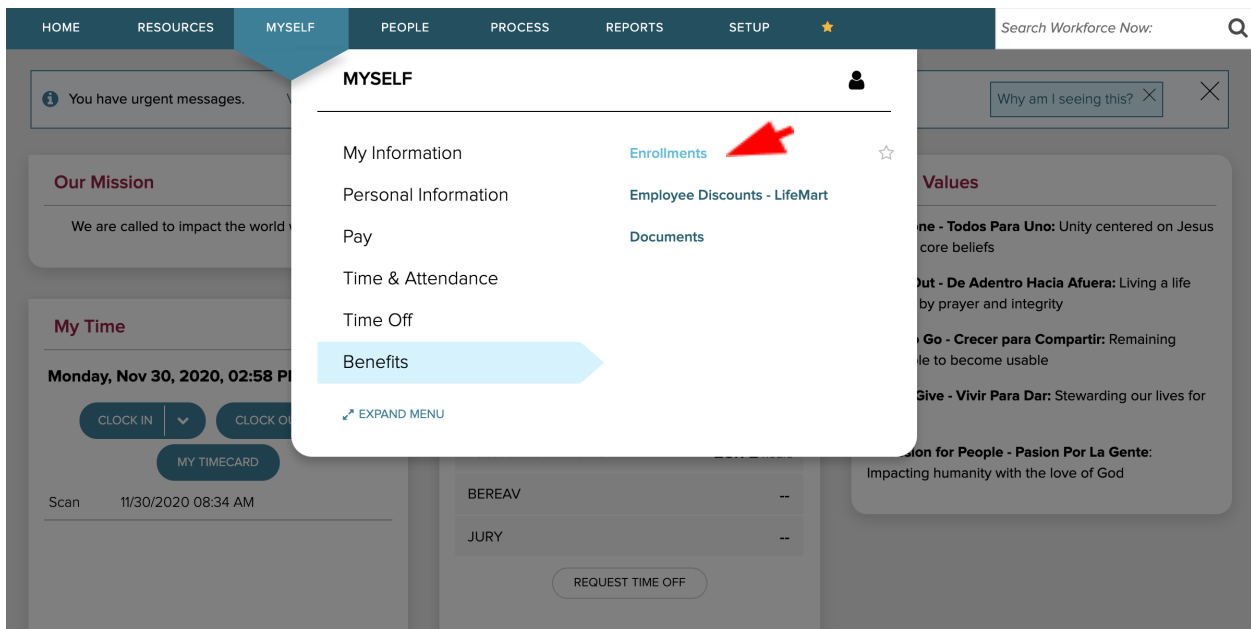


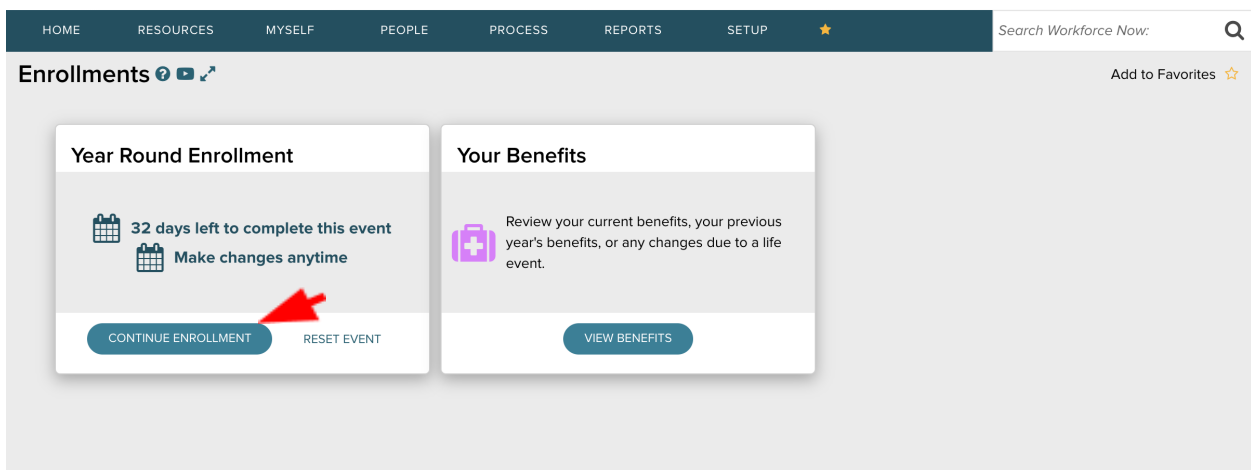
Change your HSA Contribution

1. Log into ADP

2. Go to MYSELF -> Benefits -> Enrollments



3. Select CONTINUE ENROLLMENT under Year Round Enrollment




4. Select **Continue** and go forward to HSA: Health Savings Account High Deductible Plan

5. Select **Enter a different amount**. Write in the desired amount of money to set aside from your pay.

Available Benefits

- ✓ HSA: HEALTH SAVINGS ACCOUNT HIGH DEDUCTIBLE PLANS
- ✓ RETIREMENT 403B

Health Savings Account



1. Which plan would you prefer?

PLAN	PROVIDER	PER PAYCHECK	EMPLOYER COST	EFFECTIVE DATE	
2020 HSA Plan, HSA ✓ Health Savings Account - High Deductible Plans	WageWorks	\$0.00	---	January 1, 2020	CURRENTLY ENROLLED

[VIEW PLAN COMPARISON](#) [REMOVE ENROLLMENT](#)

How much would you like to contribute?

Your estimated annual contribution can be any amount from **\$0.00** up to **\$2,799.90**.

Your employer will contribute an annual total of **\$750.10**, distributed as Per Pay Period payment(s) to your account.

For the ENTIRE YEAR, I want to contribute:

Maximum yearly goal

Enter a different amount

Per Pay Period	\$0.00	x 2	\$0.00	\$0.00
----------------	--------	-----	--------	---------------

Your contribution **\$0.00**

Employer Cost **\$750.10**

TOTAL HEALTH SAVINGS ACCOUNT CONTRIBUTION **\$750.10**

6. Make the Changes, select **CONTINUE TO NEXT BENEFIT**, then **CONTINUE TO SUMMARY** and **SUBMIT ENROLLMENT**.